



ಬೃಹತ್ ಬೆಂಗಳೂರು ಮಹಾನಗರ ಪಾಲಿಕೆ
Bruhat Bengaluru Mahanagara Palike



BBMP COVID-19 WAR ROOM 11.05.2023

BBMP / COVID-19 WAR ROOM / BULLETIN – 1144/ 11.05.2023 / #BBMPfightsCOVID19



OVERVIEW OF COVID-19 IN BENGALURU

CASE TRENDS ACTIVE CASES **271**

Confirmed Cases 124 18,86,347 [#]	Recovered Cases 135 18,69,076 [#]	Death Cases 0 17,000 [#]
--	--	---

HOSPITALIZATION **23**

ICU – V 1	ICU 2	HDU 2	General 18
----------------------------	------------------------	------------------------	-----------------------------

INCLUDES GOVT. QUOTA AND PRIVATE WALK-IN HOSPITALIZATION

VACCINATION **12** 2,07,00,427[#]

First Dose 3 96,89,817 [#]	Second Dose 6 95,11,569 [#]	Precaution Dose 3 14,99,041 [#]
---	--	--

TRIAGING

MTU
5

Tele Triage
116

ACTIVE CZs

0

MCZs (< 5 cases)
0

Clusters (> 5 cases)
0

TESTING **1,078** 3,23,72,045[#]

Positivity : 1.56% <small>*FOR LAST 7 DAYS</small>	RAT 506	RTPCR 572
--	--------------------------	----------------------------

: indicates cumulative numbers till date



ABSTRACT OF COVID-19 SCENARIO IN BENGALURU



	MALE			FEMALE			TRANSGENDER			TOTAL		
	Last 24 Hours	Last 7 Days	Cumulative	Last 24 Hours	Last 7 Days	Cumulative	Last 24 Hours	Last 7 Days	Cumulative	Last 24 Hours	Last 7 Days	Cumulative
Positive Cases	63	195	11,11,735	61	188	7,74,416	0	0	196	124	383	18,86,347
Recovered Cases	66	306	10,99,253	69	330	7,68,693	0	0	187	135	636	18,69,076
Death Cases	0	2	10,769	0	0	6,227	0	0	4	0	2	17,000
Total Tests Done	In Last 24 hrs. : 1,078			In last 7 days : 24,498			Cumulative : 3,23,72,045					
Vaccine Doses Administered	In Last 24 hrs. : 12			In last 7 days : 76			Cumulative : 2,07,00,427					
ACTIVE CASES							271					

*Covid deaths occurred today : 00 | Covid deaths occurred beyond last 24hrs., reported today : 00

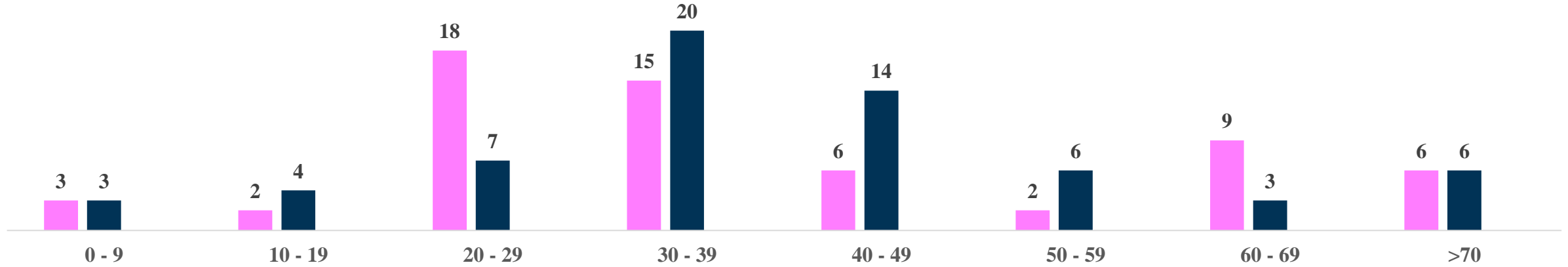


LAST 24 HOURS AGE GROUP AND GENDER WISE DISTRIBUTION

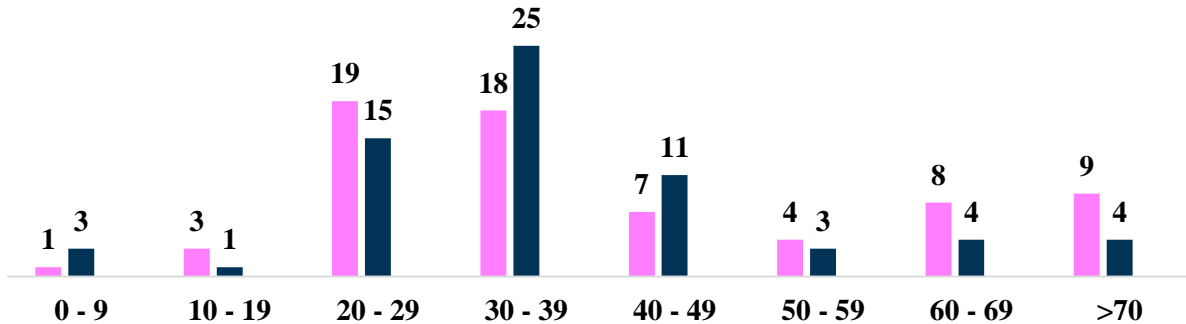


Positive Cases :124

Female Male Transgender



Recovered Cases : 135



Death Cases : 0

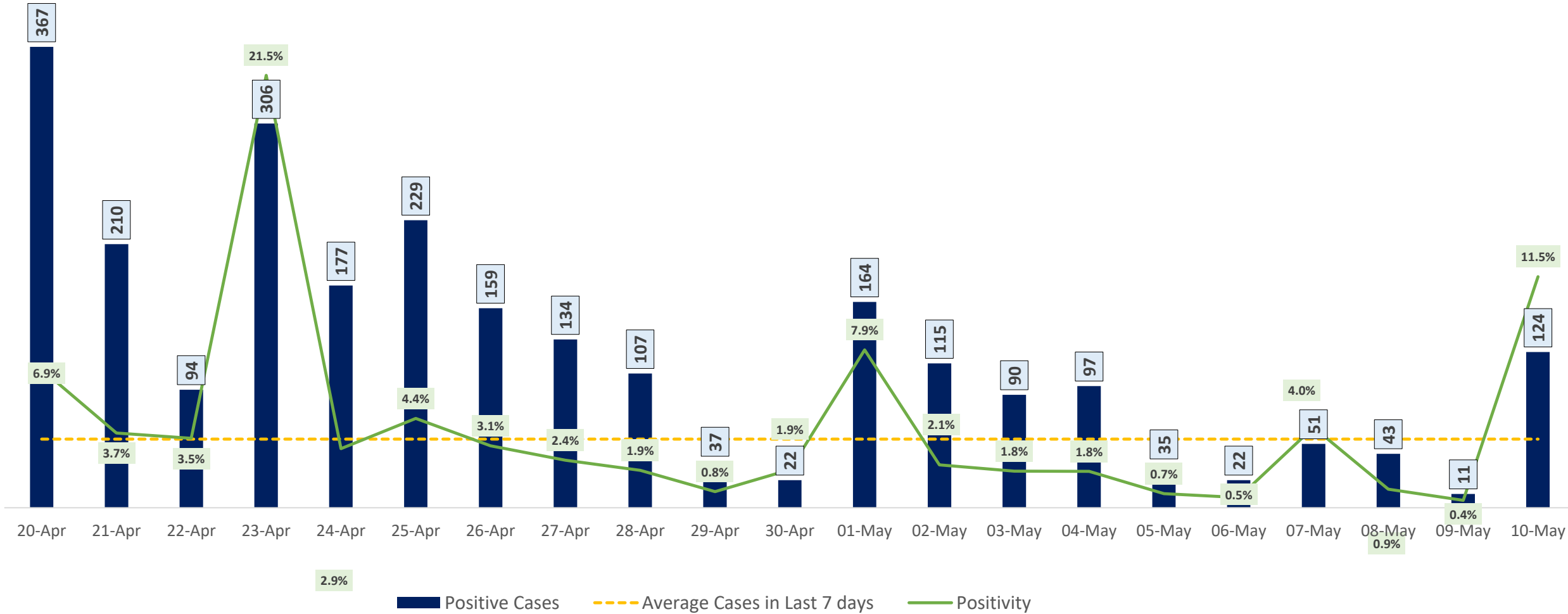
0 to 9 10 to 19 20 to 29 30 to 39 40 to 49 50 to 59 60 to 69 >=70



POSITIVITY RATE OF BENGALURU – LAST 21 DAYS



Average Cases in Last 7 days : 55

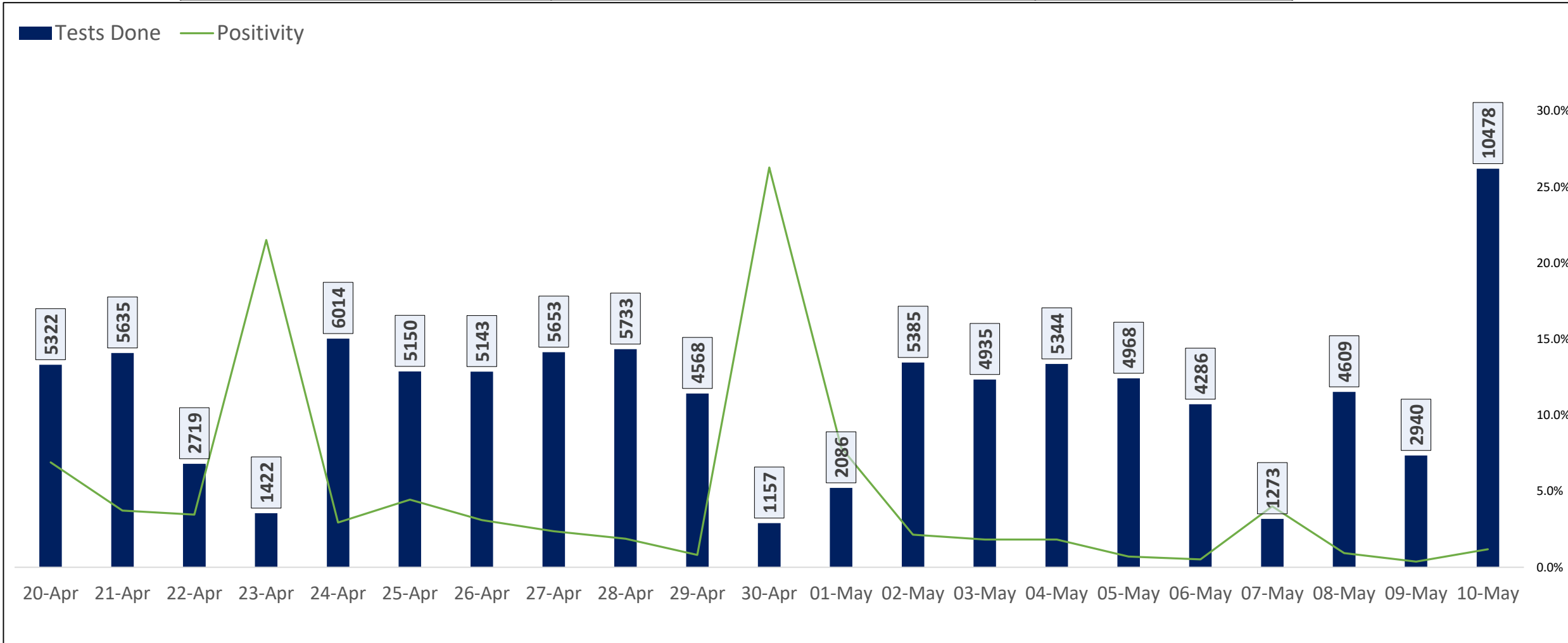




TESTING TRENDS IN BENGALURU

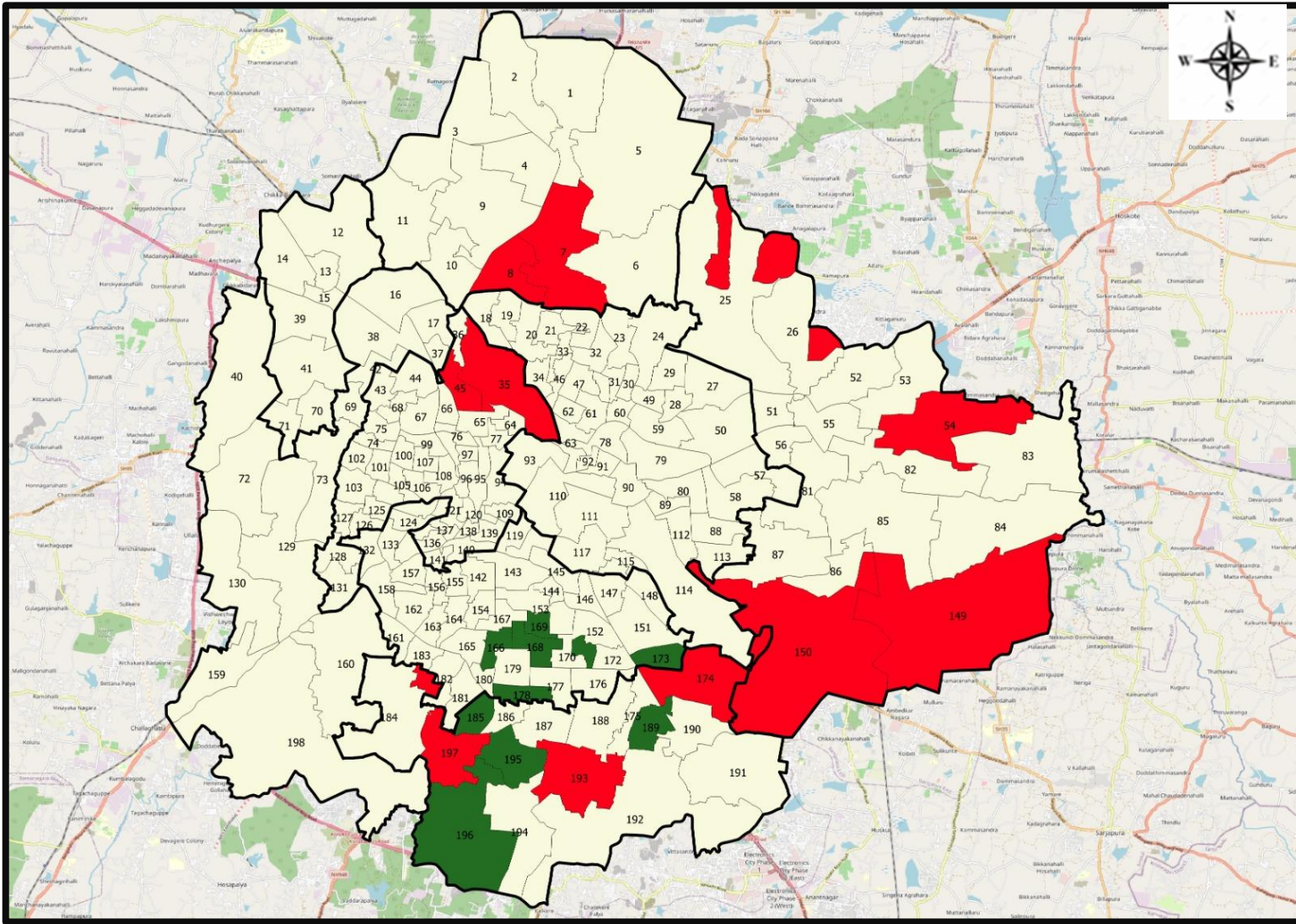


Total Test Conducted Till Date	Test Conducted Last 24 hours	Last 7 Days Average
3,23,72,045	1,078	3,500





BENGALURU URBAN MAP SHOWING TREND OF POSITIVE CASES IN LAST 7 DAYS



Top 10 wards reporting highest number of positive cases in last 10 days

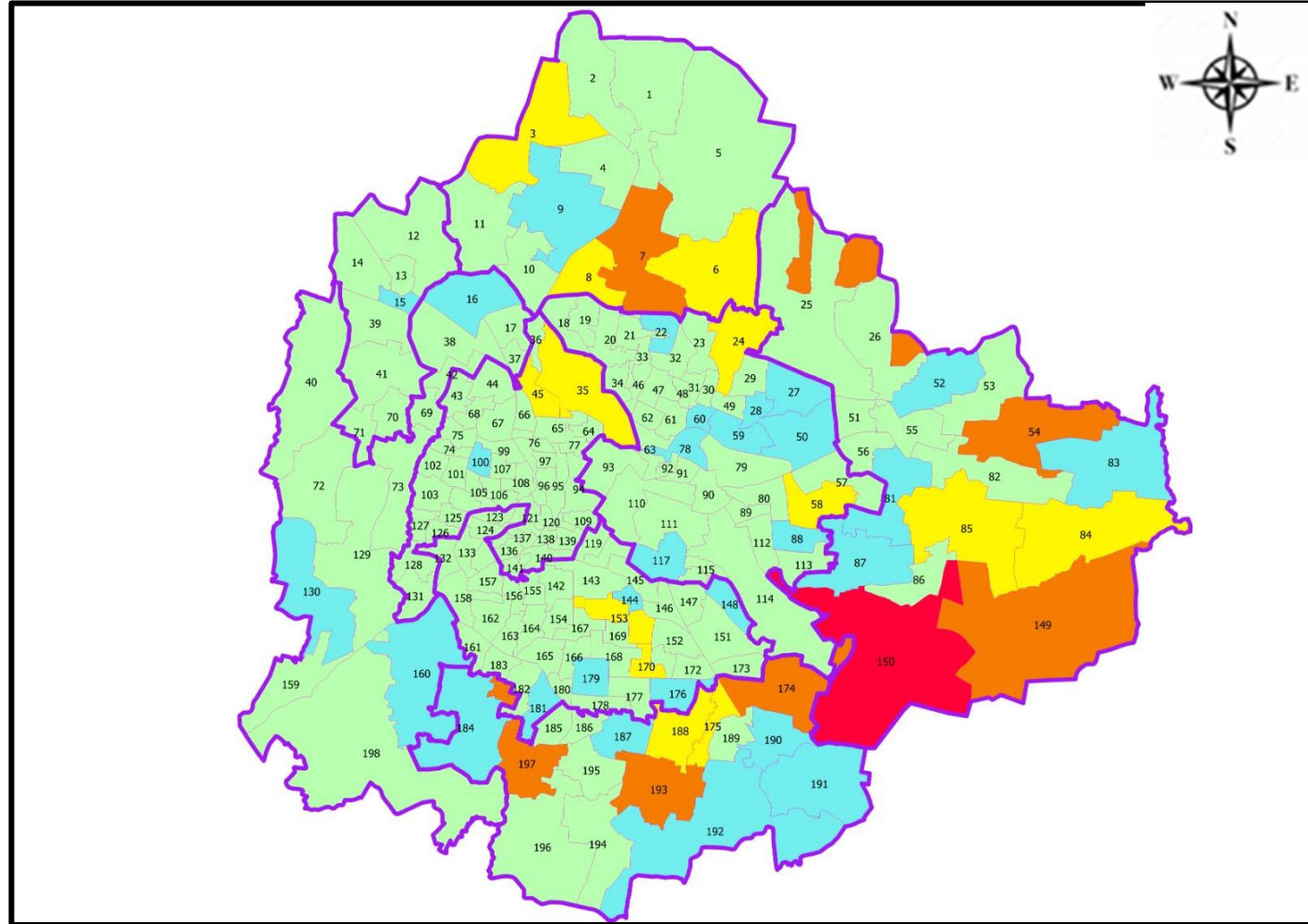
Ward No.	Ward Name	Daily Cases Average
150	Bellanduru	3
174	HSR Layout	2
7	Byatarayanapura	1
54	Hudi	1
149	Varthuru	1
193	Arakere	1
197	Vasanthpura	1
8	Kodigehalli	1
35	Aramane Nagar	1
45	Malleswaram	1







Top 10 wards reporting least number of positive cases in last 7 days

Ward No.	Ward Name	Daily Cases Average
196	Anjanapura	0
195	Konanakunte	0
189	Hongasandra	0
185	Yelchenahalli	0
178	Sarakki	0
173	Jakkasandra	0
171	Gurappanapalya	0
169	Byrasandra	0
168	Pattabhiram Nagar	0
166	Karisandra	0



BENGALURU MAP SHOWING INTENSITY OF POSITIVE CASES IN LAST 7 DAYS



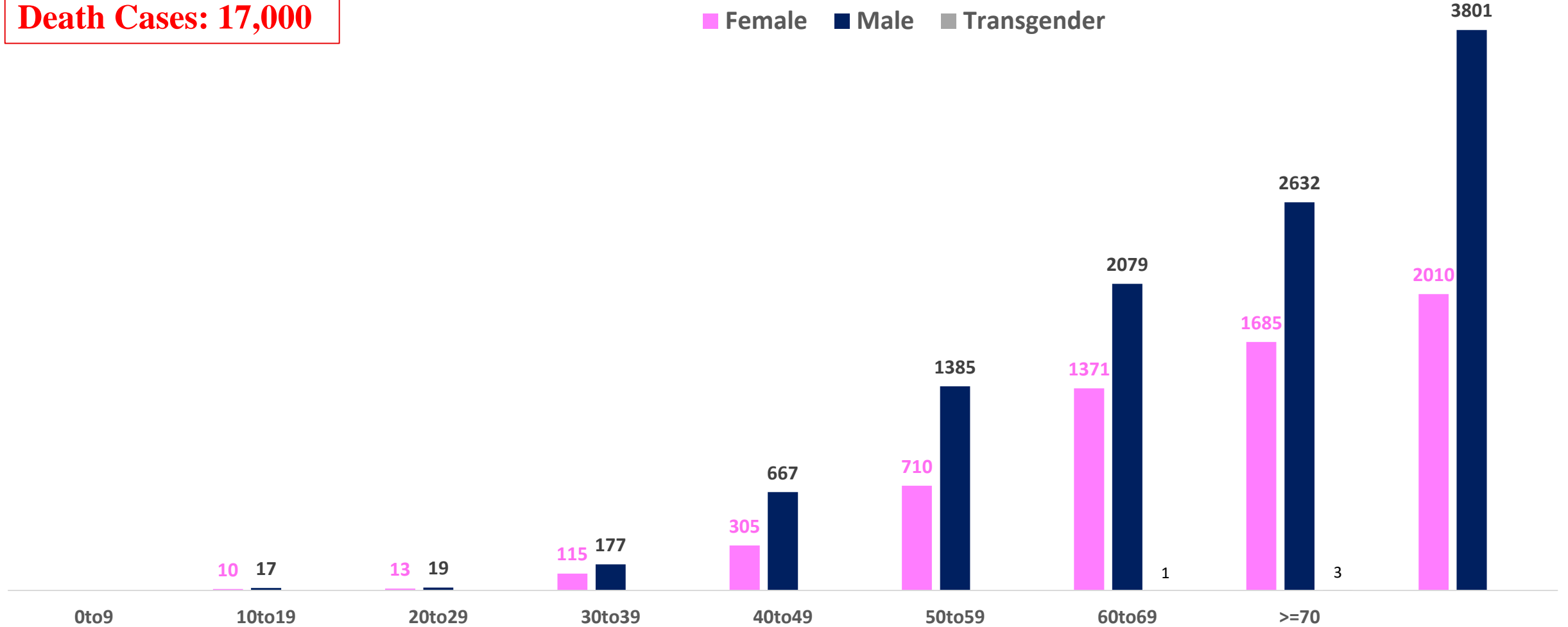
-  **Level 1 : 0 to 1 Cases**
-  **Level 2 : 1 to 3 Cases**
-  **Level 3 : 3 to 5 Cases**
-  **Level 4 : 5 to 10 Cases**
-  **Level 5 : More than 10 Cases**
-  **Zone Boundaries**



AGE AND GENDER WISE DISTRIBUTION OF DEATH CASES



Death Cases: 17,000





SNAPSHOT OF COVID-19 CASES IN BENGALURU URBAN



**Total Wards With
< = 5 Cases* :
184**

**Tests Conducted
on 10.05.2023:
1,078**

**Recovery
Rate*:
99.08%**

**Total
Active Cases :
271**

**Total Vaccinated
on 10.05.2023:
12**





**Positivity
Rate* :
1.56%**

**Active
Rate*:
0.01%**

**Case
Fatality Rate* :
0.52%**

*Total positive cases In the past 7 days

*CFR and positivity is for Past 7 days

Download BBMP Bulletin	https://apps.bbmpgov.in/covid19/mediabulletin.php
To register for vaccination :	https://selfregistration.cowin.gov.in/
BBMP COVID19 Dashboard:	https://apps.bbmpgov.in/covid19/
Follow us on:	 www.facebook.com/bbmp.comm1/
	 twitter.com/BBMPCOMM
	  BBMPSplHealth

Issued by:

Honorable Chief Commissioner, BBMP
Special Commissioner Health, BBMP
MD, Bengaluru Smart City Limited

THANK YOU !

